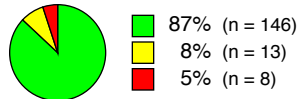


Beginning of Year

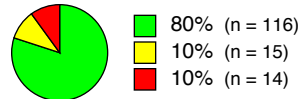
Middle of Year

End of Year

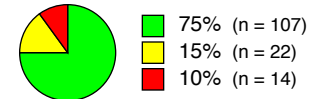
DIBELS Composite Score



Number of Students = 167
 Average = 154
 Standard Deviation = 39.4
 Score Range = 55 to 285



Number of Students = 145
 Average = 216.7
 Standard Deviation = 99.2
 Score Range = 33 to 466

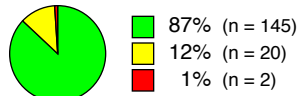


Number of Students = 143
 Average = 207.9
 Standard Deviation = 75.9
 Score Range = 7 to 365

Letter Naming Fluency

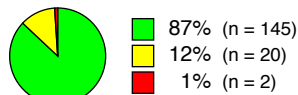
Number of Students = 167
 Average = 53.4
 Standard Deviation = 13.8
 Score Range = 0 to 99

Phoneme Segmentation Fluency

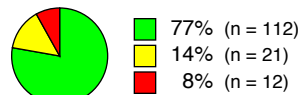


Number of Students = 167
 Average = 52
 Standard Deviation = 11.5
 Score Range = 4 to 77

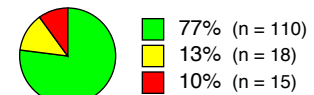
NWF Correct Letter Sounds



Number of Students = 167
 Average = 48.6
 Standard Deviation = 26
 Score Range = 13 to 143

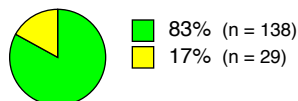


Number of Students = 145
 Average = 69.9
 Standard Deviation = 33.7
 Score Range = 19 to 143

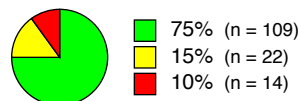


Number of Students = 143
 Average = 87.5
 Standard Deviation = 33.2
 Score Range = 33 to 143

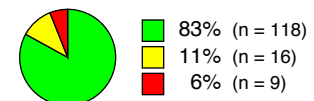
NWF Whole Words Read



Number of Students = 167
 Average = 9.7
 Standard Deviation = 10.8
 Score Range = 0 to 50



Number of Students = 145
 Average = 19.3
 Standard Deviation = 13.9
 Score Range = 0 to 50



Number of Students = 143
 Average = 25.8
 Standard Deviation = 13.9
 Score Range = 0 to 50

Status	Score Level	Likely Need For Support
	At or Above Benchmark	Likely to Need Core Support
	Below Benchmark	Likely to Need Strategic Support
	Well Below Benchmark	Likely to Need Intensive Support

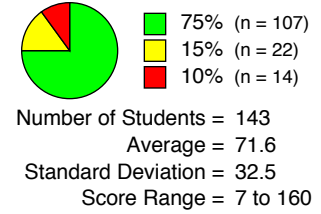
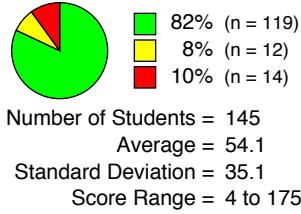
District Overview

Beginning of Year

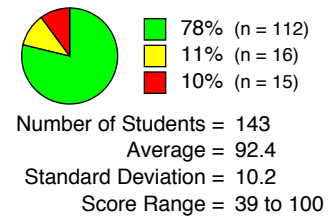
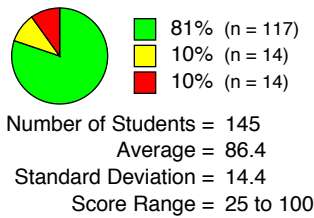
Middle of Year

End of Year

DORF Words Correct



DORF Accuracy



Status	Score Level	Likely Need For Support
■	At or Above Benchmark	Likely to Need Core Support
■	Below Benchmark	Likely to Need Strategic Support
■	Well Below Benchmark	Likely to Need Intensive Support